

Ne distrăm cu

matematica

caiet de activități matematice pentru 6-7 ani

MATEMATICA POATE FI DISTRACTIVĂ!

Acest caiet de activități pentru copii de 6-7 ani transformă exersarea noțiunilor matematice de bază într-o aventură plină de joacă și provocări. Prin exerciții prietenoase și jocuri interactive, copiii vor învăța să recunoască și să compare numere și culori, să facă adunări și scăderi simple, să exploreze măsurători, forme geometrice, timpul și volumul.

Activitățile sunt progresive, adaptate nivelului de înțelegere al copiilor, stimulându-le logica, atenția și încrederea în sine.

La finalul caietului, cei mici vor găsi rezolvările exercițiilor, pentru a verifica dacă au dat sau nu răspunsurile corecte.

Descrierea CIP a Bibliotecii Naționale a României
Ne distrăm cu matematica. - Cluj-Napoca : Anteea, 2025
ISBN 978-973-1948-63-8

37

NUMELE MEU ESTE

.....

AM ANI.

@editura  anteea


Cluj-Napoca 2025

Capitolul 1	Numerele de la 1 la 10	3
Capitolul 2	Adunarea cu numere până la 10	16
Capitolul 3	Scăderea cu numere până la 10	22
Capitolul 4	Numerele de la 1 la 20	28
Capitolul 5	Adunarea cu numere până la 20	39
Capitolul 6	Scăderea cu numere până la 20	46
Capitolul 7	Numerele de la 1 la 100	52
Capitolul 8	Adunarea cu numere până la 100	63
Capitolul 9	Scăderea cu numere până la 100	69
Capitolul 10	Fracții	75
Capitolul 11	Noțiuni despre timp	79
Capitolul 12	Noțiuni despre lungime	86
Capitolul 13	Noțiuni despre greutate	91
Capitolul 14	Volumul lichidelor	96
Capitolul 15	Forme și spațiu	101
	Răspunsuri	109


A Colorează grupul care conține mai puține obiecte.

1

P




Q




2

R




S




3

T




U

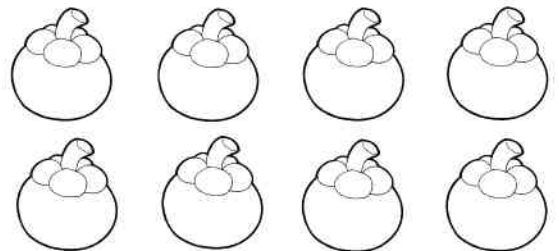


4

V

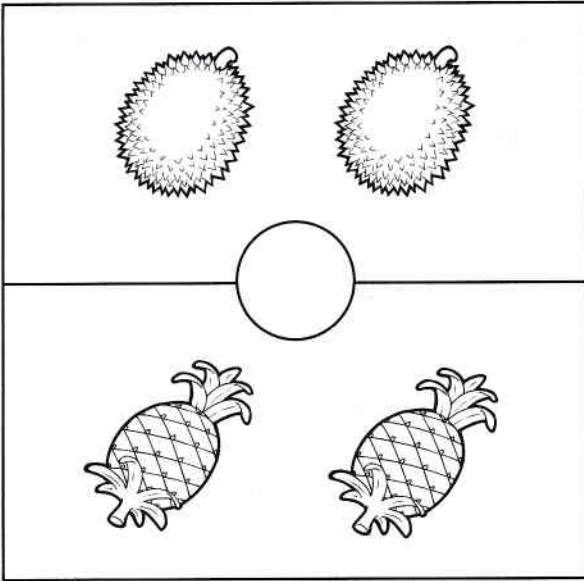


W

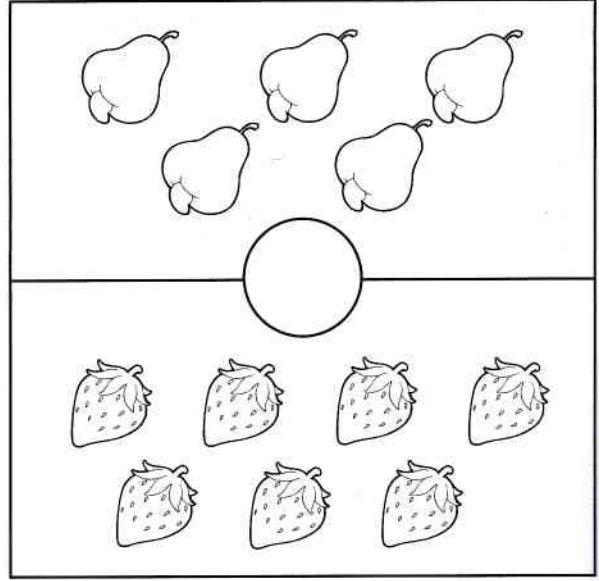


B Scrie un „✓” în dreptul căsuțelor cu același număr de obiecte și un „X” în dreptul căsuțelor cu un număr diferit de obiecte. Colorează totul.

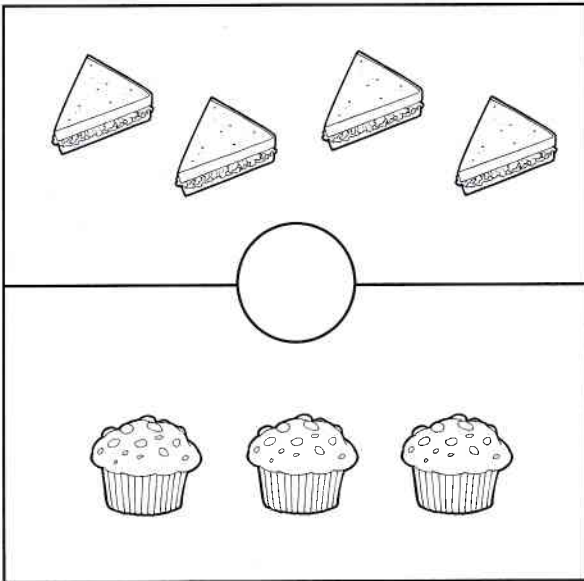
1



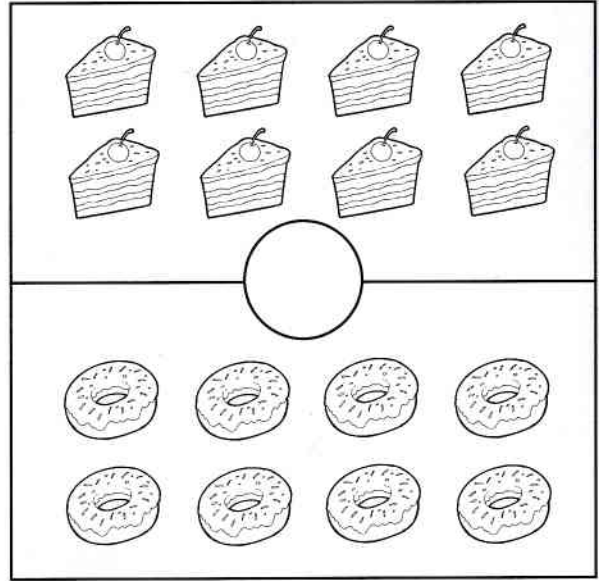
2



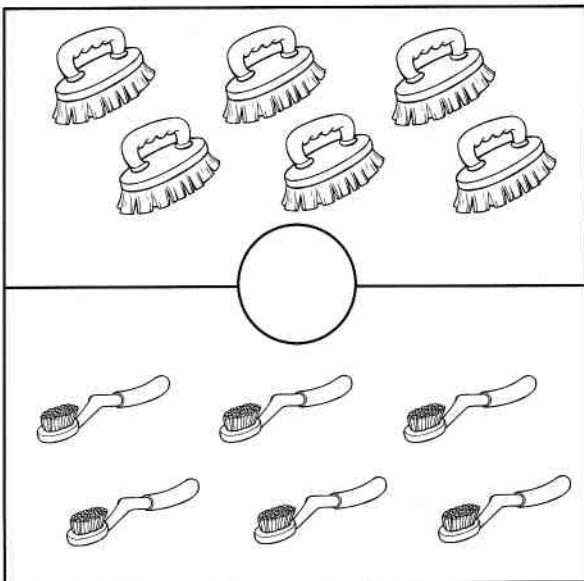
3



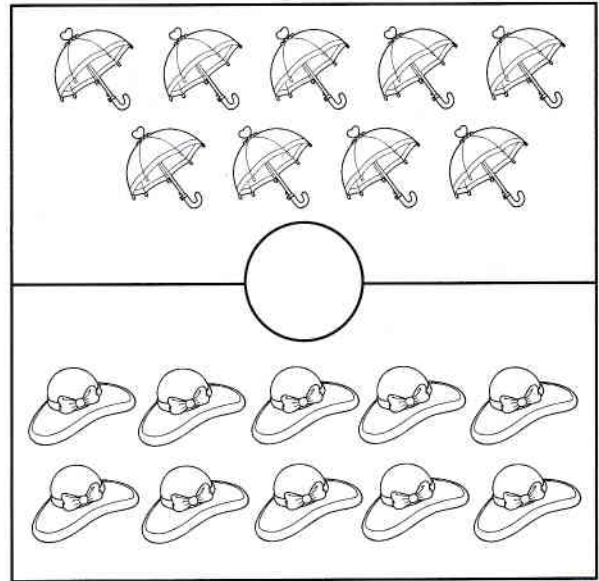
4



5

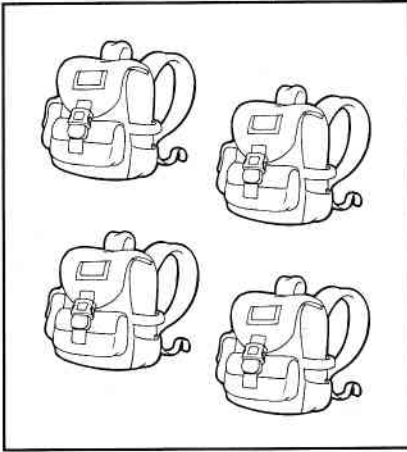


6

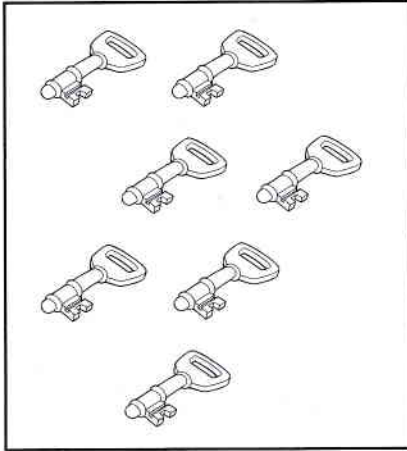


C Unește între ele grupurile care conțin același număr de obiecte.

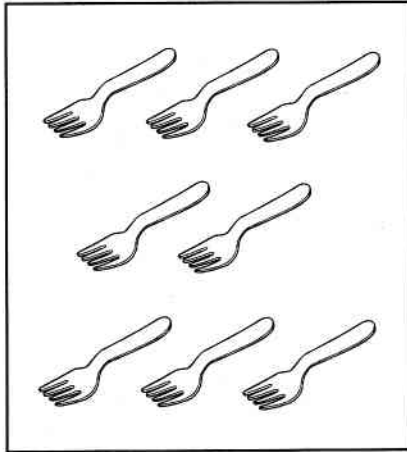
1




2



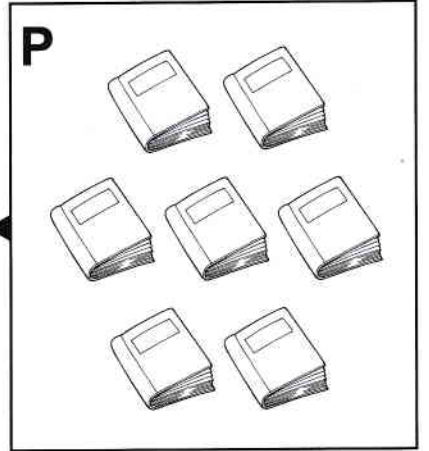
3




4



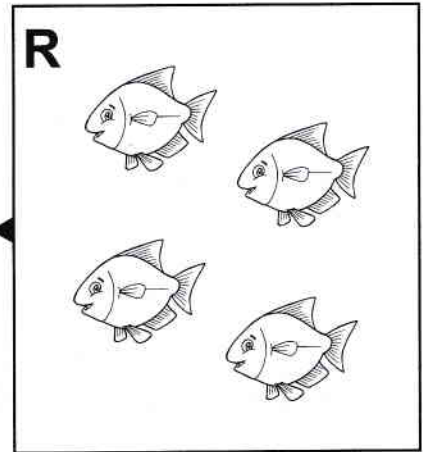
P



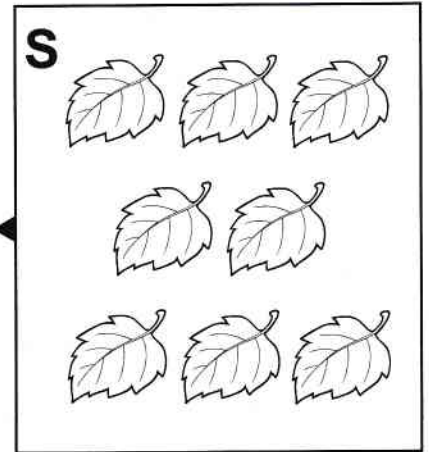
Q



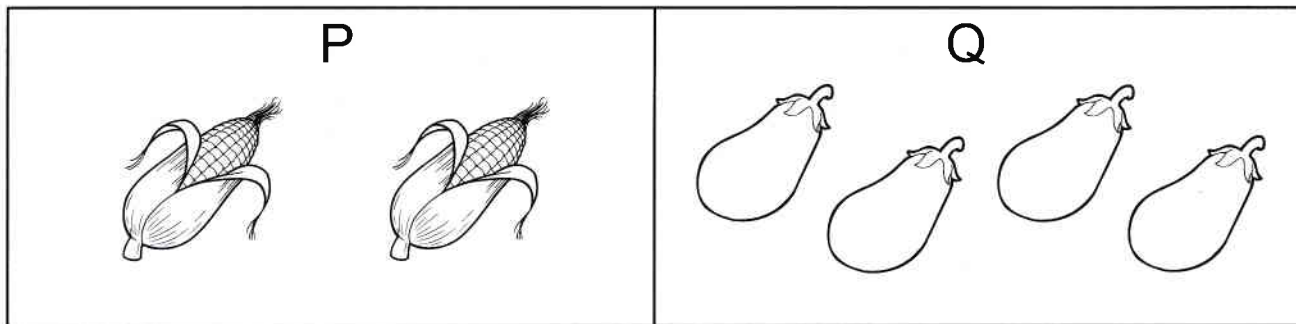
R



S

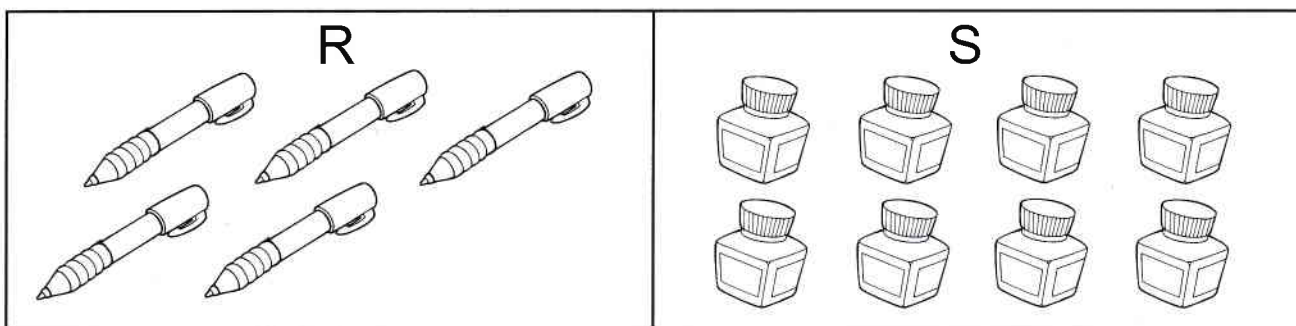


1



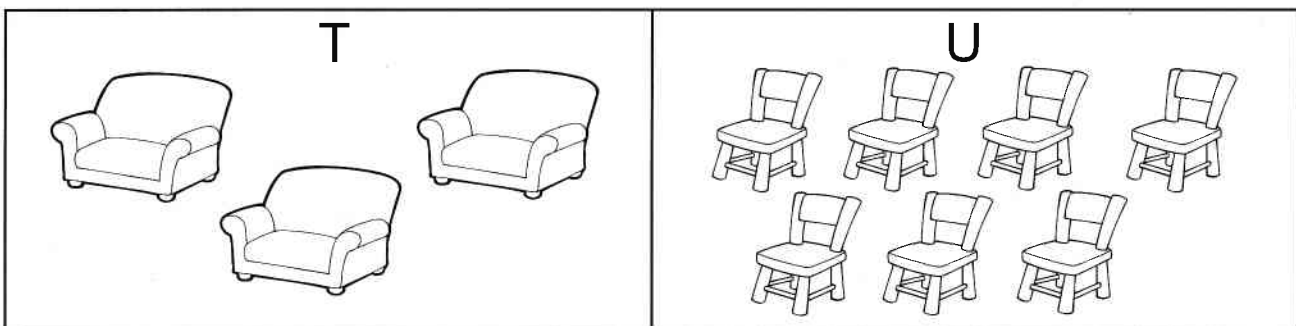
În grupul sunt mai multe obiecte decât în grupul

2



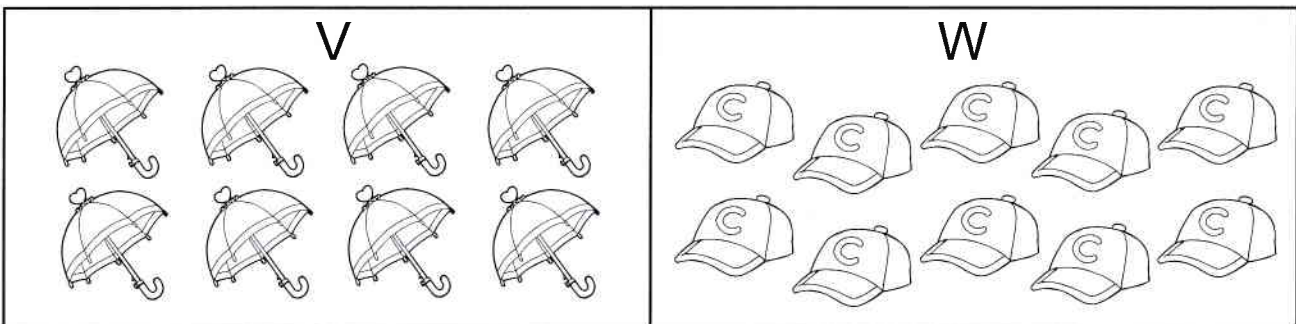
În grupul sunt mai puține obiecte decât în grupul

3



În grupul sunt mai multe obiecte decât în grupul


4



În grupul sunt mai puține obiecte decât în grupul

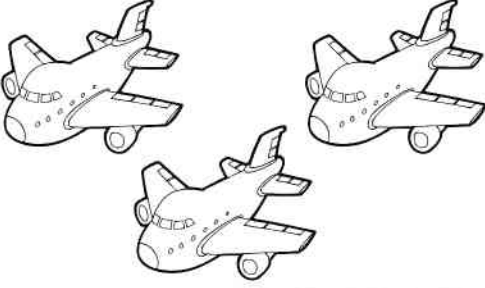
E Numără obiectele din fiecare grup și încercuiește cifra corectă. Colorează apoi totul.

1



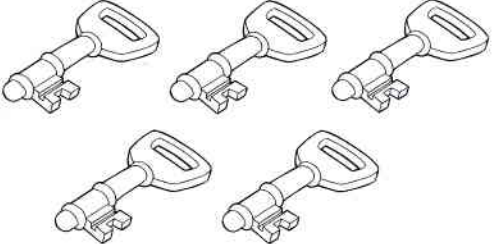
0	1	2
---	---	---

2



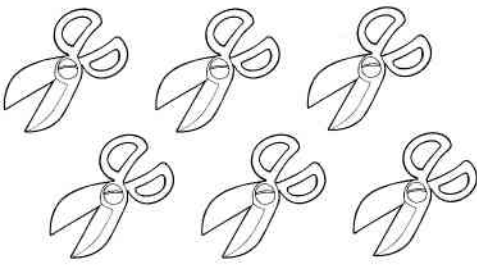
2	4	3
---	---	---

3




5	6	7
---	---	---

4




6	5	7
---	---	---

5




5	3	4
---	---	---

6



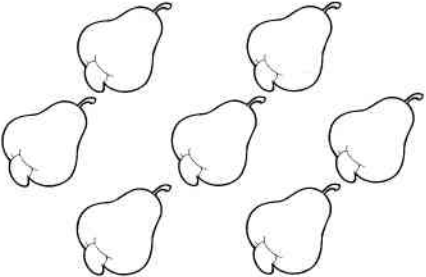
8	10	9
---	----	---

7



9	8	10
---	---	----


8



8	6	7
---	---	---

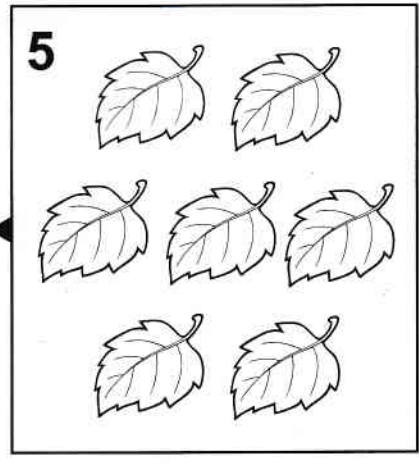


Unește fiecare grup de obiecte de cifra potrivită.
 Colorează apoi totul.




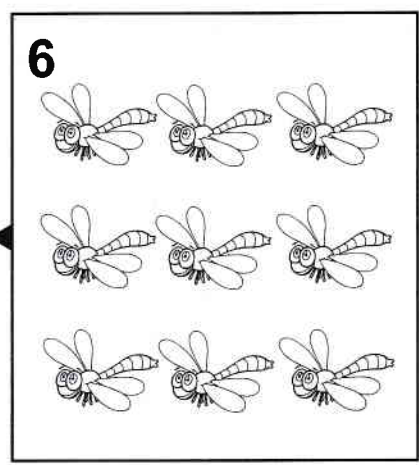
9

6



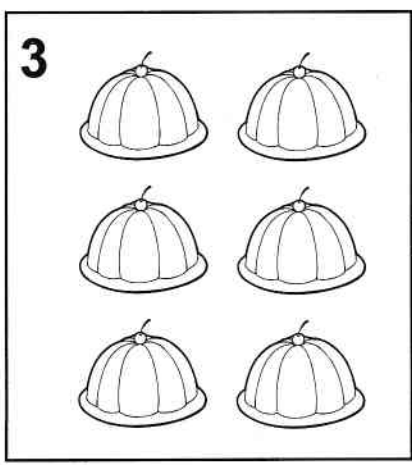

3

7




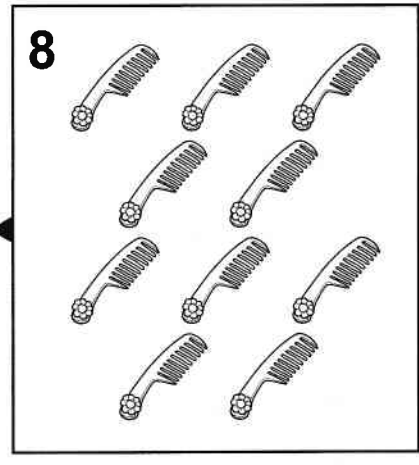
10

0




















8

5



G

Numără și scrie cifra corectă în dreptul fiecărui obiect.
 Colorează apoi toate obiectele.



1  _____ pisici

2  _____ tigri

3  _____ păsări

4  _____ broaște

5  _____ pești

6  _____ iepuri



Scrive un „✓” în dreptul grupului care are 10 obiecte și un „X” în dreptul grupului care are mai puțin de 10 obiecte.

1

8 slices of cake and 1 empty circle.

2

10 knives and 1 empty circle.

3

10 pencils and 1 empty circle.

4

7 squid-like creatures and 1 empty circle.

5

9 carrots and 1 empty circle.

6

10 mobile phones and 1 empty circle.

7


8 hats and 1 empty circle.

8

10 flags and 1 empty circle.

I Numără și scrie cu cifre și litere, după model, câte obiecte vezi în fiecare imagine.

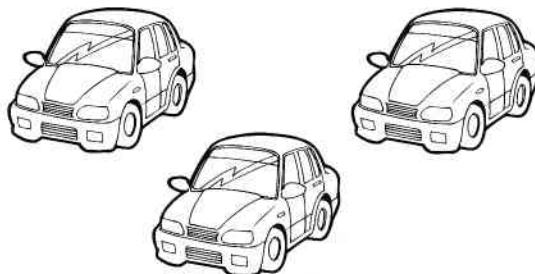
Exemplu



2


doi

1




--	--

2



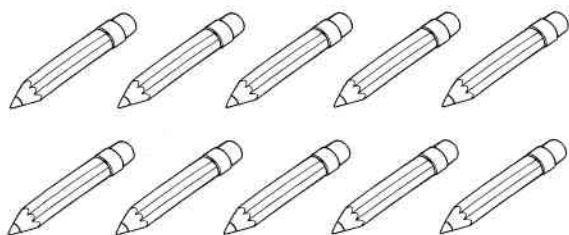
--	--

3




--	--

4




--	--

5



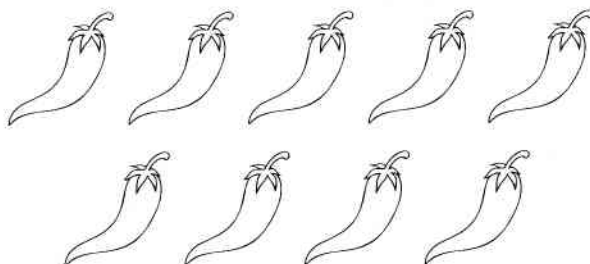
--	--

6



--	--

7



--	--